













# TOOL IDENTIFICATION PAGE #1









Name \_\_\_\_\_

IDENTIFY THE FOLLOWING TOOLS. MATCH THE TOOL WITH THE NAME FROM THE WORD BANK ON THE NEXT PAGE.

1. 	2. 	3. 	4. 
5. 	6. 	7. 	8. 
9. 	10. 	11. 	12. 

## TOOL IDENTIFICATION PAGE #2

Name \_\_\_\_\_

<p>13.</p> <hr style="border: 0.5px solid black;"/> 	<p>14.</p> <hr style="border: 0.5px solid black;"/> 	<p>15.</p> <hr style="border: 0.5px solid black;"/> 	<p>16.</p> <hr style="border: 0.5px solid black;"/> 
<p>17.</p> <hr style="border: 0.5px solid black;"/> 	<p>18.</p> <hr style="border: 0.5px solid black;"/> 	<p>19.</p> <hr style="border: 0.5px solid black;"/> 	<p>20.</p> <hr style="border: 0.5px solid black;"/> 

- |                              |                                  |                     |
|------------------------------|----------------------------------|---------------------|
| A. Claw Hammer               | J. Slot or Flat Head Screwdriver | S. Socket Wrench    |
| B. Hand Saw                  | K. Jig Saw                       | T. Utility Knife    |
| C. Tin Snips                 | L. Compound Mitre Saw            | U. Router           |
| D. Phillips Head Screwdriver | M. Adjustable Wrench             | V. Twist Drill Bits |
| E. Reciprocating Saw         | N. Spirit Level                  | W. Drill Press      |
| F. Steel Tape Measure        | O. Chalk Line                    | X. Table Saw        |
| G. Circular Saw              | P. Corded Power Drill            | Y. Bench Grinder    |
| H. Speed Square              | Q. Staple Gun                    | Z. Vise             |
| I. Cordless Drill            | R. Paddle or Spade Bit           | AA. Coping Saw      |